

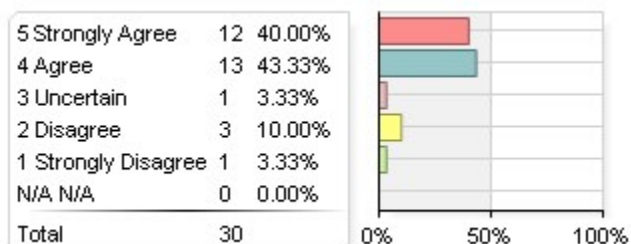
Fall 2013 Course Evaluation Report for EC13203_2014F PRINCIPLES/ECON II/MACRO - Tristan Potter

Response Table

Fall 2013	
Raters	Students
Responded	30
Invited	35
Response Ratio	85.71%

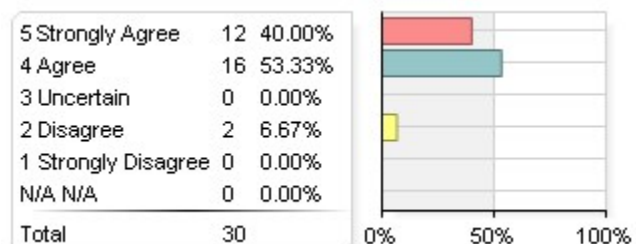
Course Related Questions for EC13203_2014F PRINCIPLES/ECON II/MACRO- Distribution of Responses

1. The course was well organized.



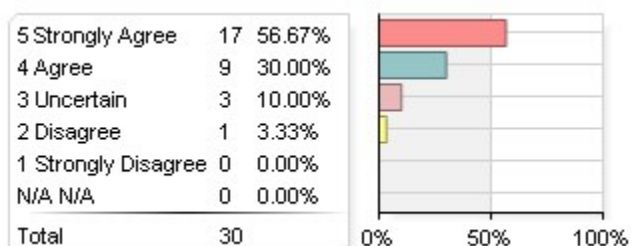
Statistics	Value
Mean	4.07
Median	4.00
Mode	4
Standard Deviation	+/-1.08

2. The course generally followed the syllabus.



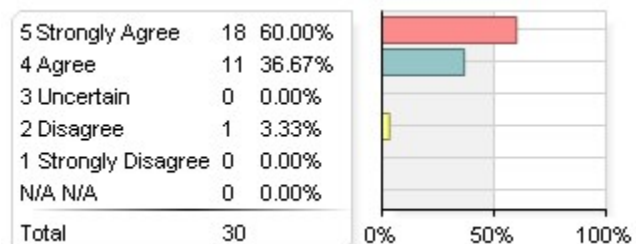
Statistics	Value
Mean	4.27
Median	4.00
Mode	4
Standard Deviation	+/-0.78

3. Class attendance was necessary for learning course material.



Statistics	Value
Mean	4.40
Median	5.00
Mode	5
Standard Deviation	+/-0.81

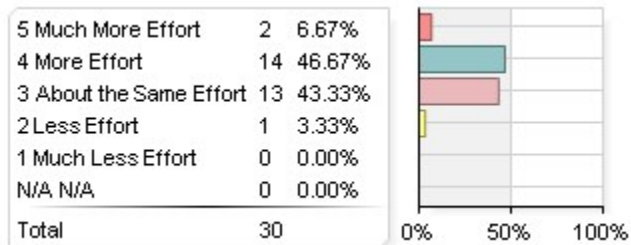
4. The course was intellectually challenging.



Statistics	Value
Mean	4.53
Median	5.00
Mode	5
Standard Deviation	+/-0.68

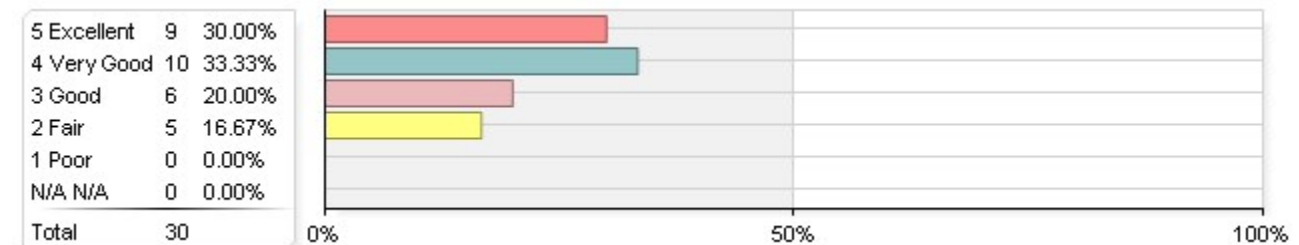
Course Related Questions for EC13203_2014F PRINCIPLES/ECON II/MACRO- Distribution of Responses (continued)

Compared to similar courses (ie core, major, etc), this course required:



Statistics	Value
Mean	3.57
Median	4.00
Mode	4
Standard Deviation	+/-0.68

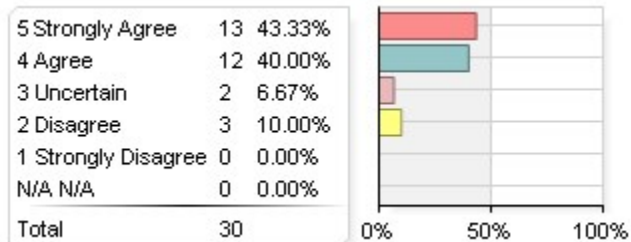
How would you rate this course overall?



Statistics	Value
Mean	3.77
Median	4.00
Mode	4
Standard Deviation	+/-1.07

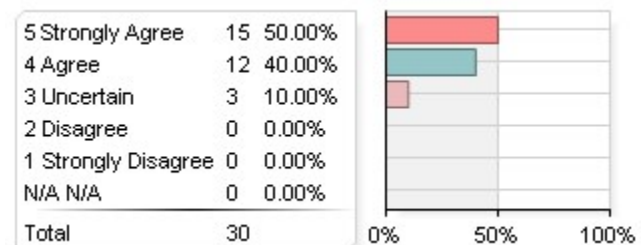
Instructor Questions for (Tristan Potter)- Distribution of Responses

1. The instructor was prepared.



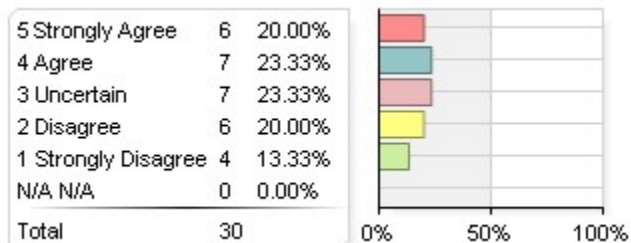
Statistics	Value
Mean	4.17
Median	4.00
Mode	5
Standard Deviation	+/-0.95

2. The instructor was available for help outside of class.



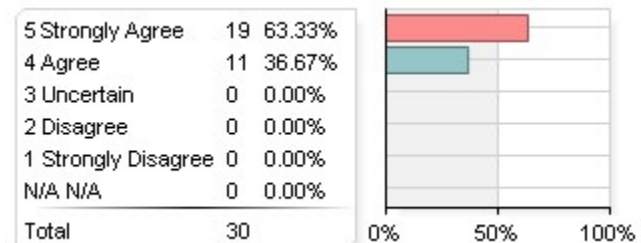
Statistics	Value
Mean	4.40
Median	4.50
Mode	5
Standard Deviation	+/-0.67

3. The instructor returned assignments/tests conscientiously.



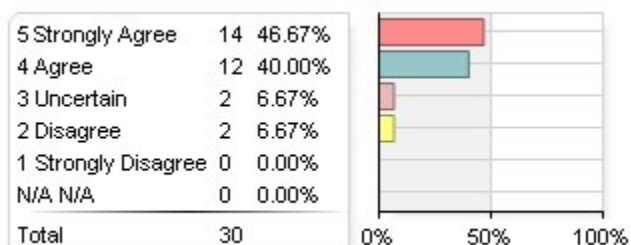
Statistics	Value
Mean	3.17
Median	3.00
Mode	4, 3
Standard Deviation	+/-1.34

4. The instructor showed enthusiasm about the subject matter.



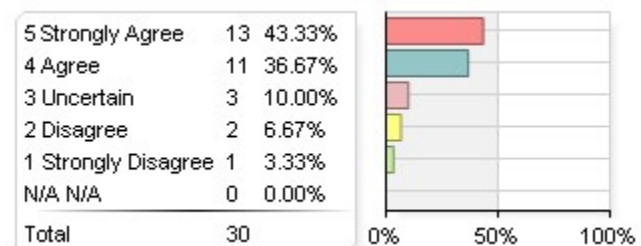
Statistics	Value
Mean	4.63
Median	5.00
Mode	5
Standard Deviation	+/-0.49

5. The instructor stimulated interest in the subject matter.



Statistics	Value
Mean	4.27
Median	4.00
Mode	5
Standard Deviation	+/-0.87

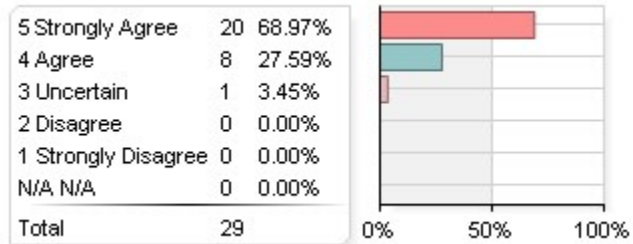
6. The instructor's explanations were clear.



Statistics	Value
Mean	4.10
Median	4.00
Mode	5
Standard Deviation	+/-1.06

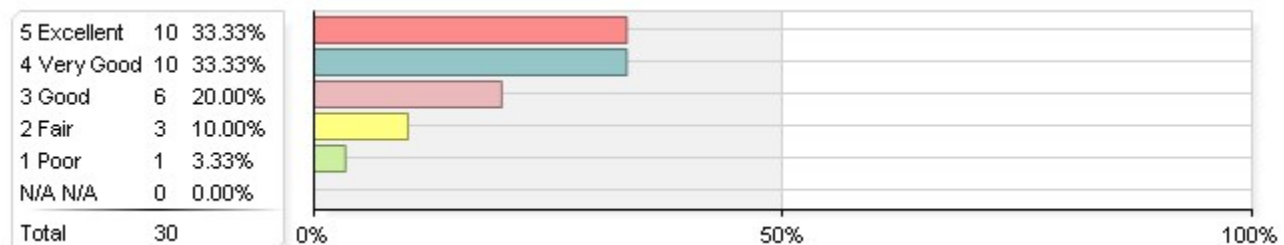
Instructor Questions for (Tristan Potter)- Distribution of Responses (continued)

7. The instructor treated students with respect.



Statistics	Value
Mean	4.66
Median	5.00
Mode	5
Standard Deviation	+/-0.55

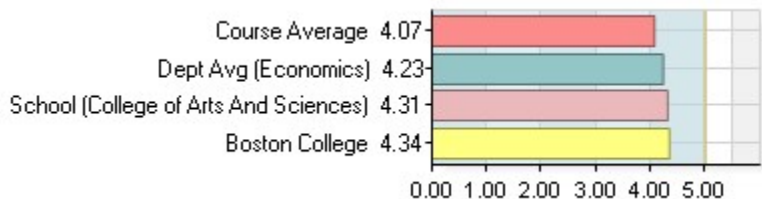
How would you rate this instructor overall as a teacher?



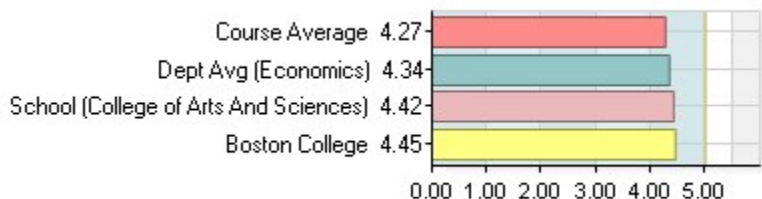
Statistics	Value
Mean	3.83
Median	4.00
Mode	5, 4
Standard Deviation	+/-1.12

Course Questions for EC13203_2014F PRINCIPLES/ECON II/MACRO - Benchmarks

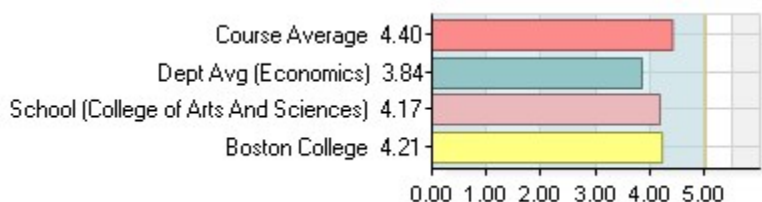
1. The course was well organized.



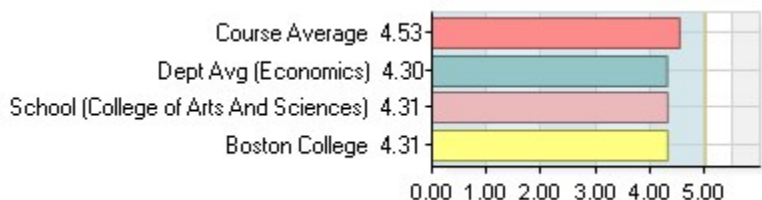
2. The course generally followed the syllabus.



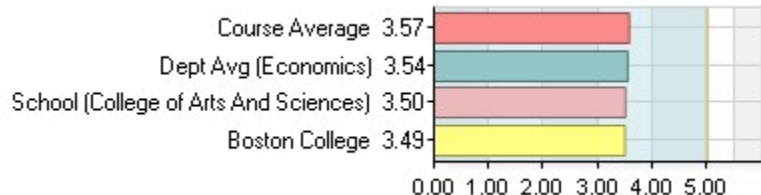
3. Class attendance was necessary for learning course material.



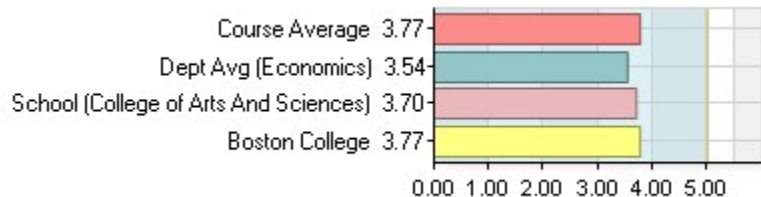
4. The course was intellectually challenging.



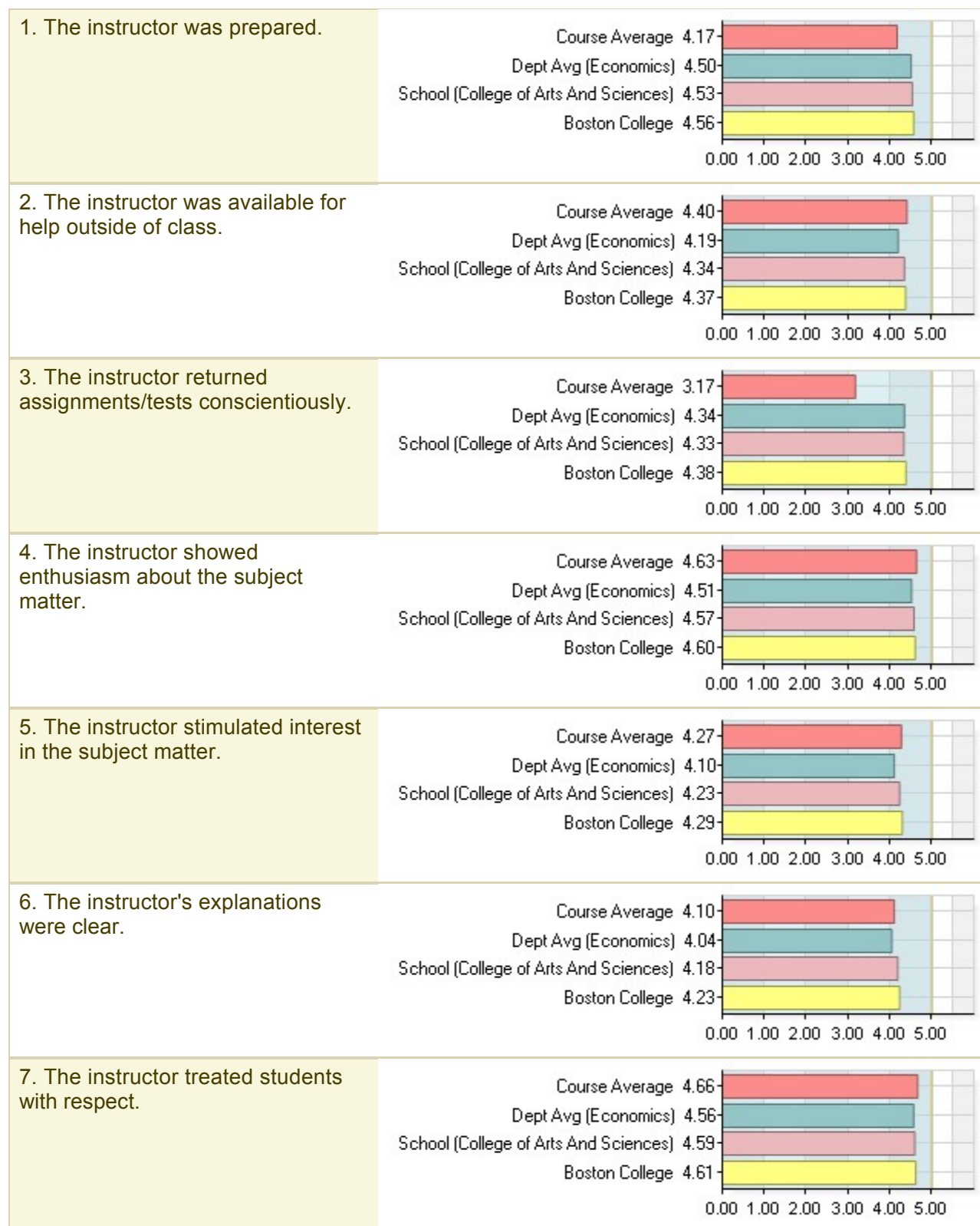
Compared to similar courses (ie core, major, etc), this course required:



How would you rate this course overall?



Instructor Questions for (Tristan Potter) - Benchmarks



Instructor Questions for (Tristan Potter) - Benchmarks (continued)

How would you rate this instructor overall as a teacher?

